

Diccionario de Señas de Ciencias de la Vida

(Signing Life Sciences Dictionary – Spanish)

User's Guide

Welcome to the **Diccionario de Señas de Ciencias de la Vida (DSCV)**! ... *A Version of the Mobile Signing Life Sciences Dictionary (SLSD) for learners from a Spanish language background.*

The Diccionario de Señas de Ciencias de la Vida (DSCV) is an interactive 3D sign language dictionary designed for students in grades 7-12 who are deaf or hard of hearing and studying life sciences content. It is also intended to serve as a resource for teachers and other professionals who work with them. The DSCV is one in a series of fully animated, illustrated and interactive 3D signing dictionaries designed for students who use American Sign Language (ASL), Signed English (SE), or Signed Spanish (SS) for communication.

The DSCV supports access to standards-based physical science content among middle and high school students and is a great resource for teachers and parents!

In this Guide, you will learn how to:

- ❖ Download and install the App
- ❖ Use the iPod Touch device
- ❖ Navigate the DSCV on the iPod Touch, iPad, or iPhone

Text, pictures and interface were developed by and are copyrighted by TERC, Cambridge, Massachusetts. ©TERC, Inc. All rights reserved. SigningAvatar® animation technology was developed by Vcom3D, Inc., Orlando, FL. ©Vcom3D, Inc. All rights reserved. Any reproduction in whole or in part is strictly prohibited.

The Diccionario de Señas de Ciencias de la Vida and Signing Life Sciences Dictionary for iPod Touch/iPhone/iPad are developed by TERC and Vcom3D and funded in part by the National Science Foundation, Grant #DRL-1019542. All opinions, findings, conclusions, and recommendations expressed herein are those of the authors and do not necessarily reflect the views of the funders.

Patent 6,535,215.



Table of Contents

Compatible Devices	1
Downloading DSCV	1
Getting to Know the DSCV	2
Alphabet Page	2
Definition Page	3
Using the Search Box.....	4
Signing Text in American Sign Language (ASL) or Signed Spanish (SS)	5
Seeing an Illustration of a Definition.....	6
Signing Individual Terms within a Definition	6
Going to Definition Pages for Terms within a Definition	6
Revisiting Terms	6

Compatible Devices

DSCV can be downloaded and installed on any of the following Apple mobile devices:

- iPod Touch, 3rd generation or newer with iOS 4.3+
- iPhone, 3GS or newer with iOS 4.3+
- iPad, including mini and Air

If you are not certain what version of the Operating System (iOS) your device has, just proceed with the download instructions below – if you need to update, you will receive a message when you try to download.

Downloading DSCV




Click on the App Store icon on your mobile device. Click on the Search icon at the bottom of the screen. Search on "Vcom3D" and locate Diccionario de Señas de Ciencias de la Vida.

The DSCV app is large and may take several minutes to install, depending on your Internet connection.

When the installation is complete, the DSCV icon will appear on your devices screen.

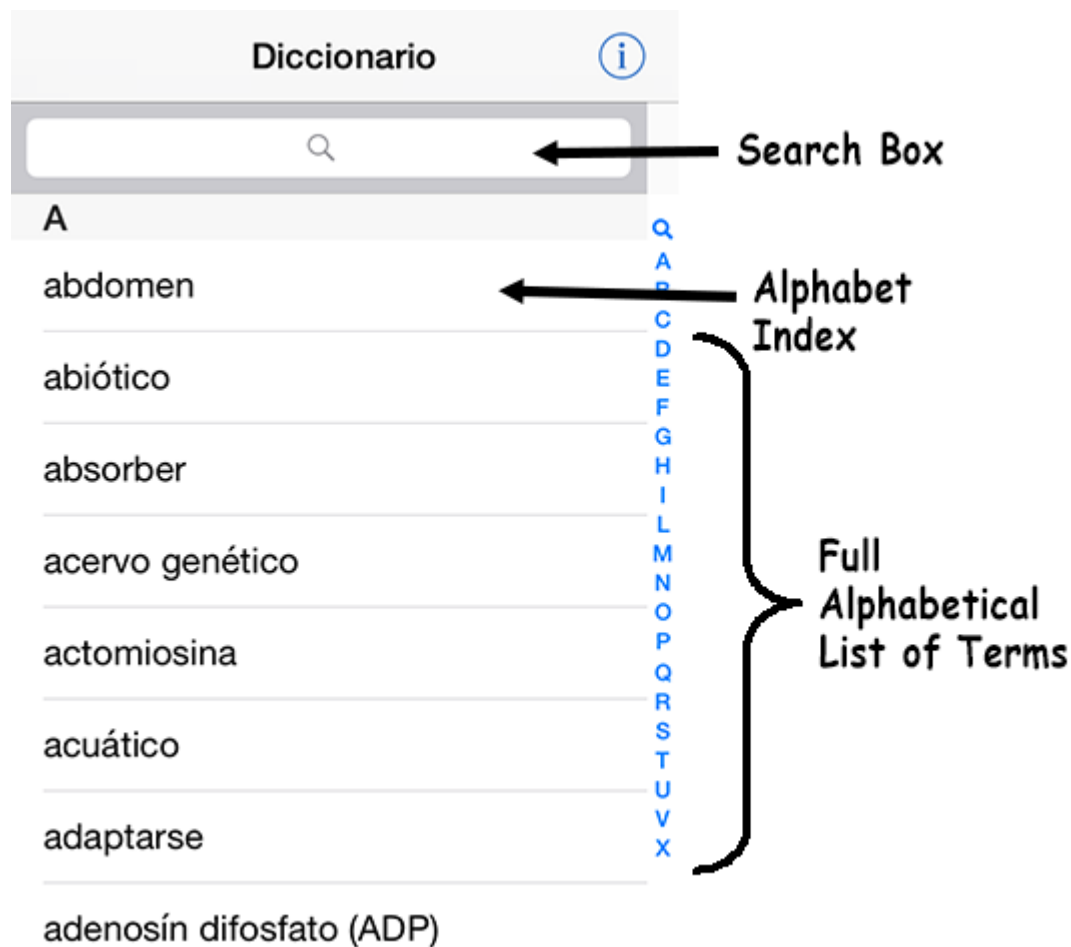
To access the Diccionario de Señas de Ciencias de la Vida select the DSCV icon by tapping the button on the home screen of the mobile device.



The DSCV Icon

Getting to Know the DSCV

Alphabet Page



The Alphabet Page of the DSCV is your home page. The Alphabet Page contains the complete alphabetical listing of all terms in the DSCV. From here, you can select a term and go to its Definition Page. There are three ways to find a term as outlined below. When you find the term you want, refer to the section in this Guide on how to use the Definition Page. If you want to look up a specific term, refer to the section in this Guide on how to use the Search Box.

1. Use your finger to scroll through the Alphabetic List of Terms. Stop at the term you need and tap on it to go to its Definition Page.
2. Use the Alphabetic Index at the right of the screen to go directly to a letter in the alphabet and find the term you need. Tap and hold your finger on the desired letter to advance the Alphabetic Index to the terms starting with that letter. Scroll up or down the Alphabetic Index to get to the desired letter. Go back to the Alphabetic List of Terms and scroll to find the desired term. Stop at the term you need and tap on it to go to its Definition Page.
3. Tap on the Search Box. A keyboard will appear which allows you to type in the word you want to find. When your word appears, tap on it to go to its Definition Page.

Note that some terms may be in other Signing Science Dictionaries that you have installed. In this case, the dictionary that they are in will be shown in parentheses after the term. If you click a term in another dictionary, you will be taken to that other dictionary. To return to the DSCV, tap the Diccionario Anterior button.

If you have installed Signing Life Science Dictionary, you can tap Diccionario Inglés to see a translation of the term and its definition into English.

If you are using an iPad, you will be able to view the App at two different sizes. There will be a "1X" or "2X" selector in the lower right corner of the screen. Tap this selector to toggle between half-screen and full-screen sizes.

Definition Page

The screenshot shows the app interface on an iPod. At the top, the status bar displays 'iPod', '7:41 AM', and a battery icon. Below this is a blue header bar with a back arrow and the word 'Diccionario' on the left, and the term 'abiótico' in the center. To the right of the header, text reads 'Return to DSCV Alphabet Page'. Below the header, the term 'abiótico' is displayed in a large blue font. Underneath, the word is categorized as 'adjetivo' with 'ASL' and 'SS' icons. To the right, an arrow points to these icons with the text 'Sign the Term'. Below the category, there are two lines for 'plural, abióticos', each with an 'ASL' or 'SS' icon. To the right, an arrow points to a pencil icon with the text 'Go to an Illustration'. The main definition text reads: 'Se denomina abiótico a aquello que no tiene vida ni nunca la ha tenido. Los factores abióticos del medio ambiente son la luz, la temperatura, el agua y los gases atmosféricos, tales como el oxígeno y el dióxido de carbono.' To the right, an arrow points to this text with the text 'Sign the Definition'. Below the definition, there are 'ASL' and 'SS' icons with a speaker icon to the right. To the right, an arrow points to these icons with the text 'Listen to a Human Voice Narration'. Below the definition, there are two blue buttons: 'Diccionario Anterior' and 'Diccionario Inglés'. To the right, an arrow points to the 'Diccionario Inglés' button with the text 'Return to Previous Dictionary'. Below these buttons, there are two blue buttons: 'ambiente' and 'luz (DSCF)'. To the right, an arrow points to the 'luz (DSCF)' button with the text 'Go to term in English Dictionary' and 'Go to Another Meaning or to a Term Within a Definition'.

The Definition Page contains the information for each term included in the DSCV. Each page contains the term, part of speech, and definition and may include an illustration. Terms within each definition or other meanings of the term are listed below the definition and can be linked

to with one click. You can return to the word previously visited by clicking the Palabra Anterior icon or return to the Alphabet Page by selecting the "Diccionario" button at the top of the page. If you cannot see the Previous Word button, place your finger on the page and drag it up to see the rest of the page.

While in the Definition Page, you can make the text and buttons larger by pinching or stretching two of your fingers while touching the screen. You can then drag your fingers over the screen to move the text around. This is helpful if you have trouble reading the text, or if you have trouble tapping just the word or button that you want.

Using the Search Box



You can use the Search Box to find a specific term. To activate the search feature from the Alphabet page, tap on the text field next to the magnifying glass in the Search Box. A keyboard will appear at the bottom of the screen that allows you to type in your term. You can switch between lowercase and uppercase by selecting the up arrow button and backspace by selecting the left arrow. To clear all the text in the text field at once, tap on the "x" button in the search bar.

As you type, the search box will display words that closely match the spelling of the text in the text field. You can select any term to continue to its Definition page.

Signing Text in American Sign Language (ASL) or Signed Spanish (SS)

For each section of text, you have the choice of seeing the SigningAvatar character sign in American Sign Language (ASL) or Signed Spanish (SS). From the Definition Page:


- Tap an ASL Icon **ASL** to see the SigningAvatar character sign the text in American Sign Language.
- Tap an SS Icon **SS** to see the SigningAvatar character sign the text in Signed Spanish.

The Definition Page will be replaced by the Signing Window shown below, where you will see one of three characters sign the term or definition you selected. Captions will be displayed below the signing character. If you drag one finger over the character, the character will rotate so that you can see the signing from other angles. You can also touch the screen with two fingers and pinch, stretch, or drag your fingers to zoom out, zoom in, or move the character, respectively.




Personalizing the Signing Window

If you click in the signing window while a character is signing, an overlay will appear at the bottom of the screen that includes three controls:

- Click the side-by-side icon of a male and female character  to bring up the Character Selector. You can then select Andy, Consuela, or Shaylin to be your Avatar character.
- Click the “home” icon to return the character to its original position in the window.
- Slide the speed control between the images of the turtle and rabbit will slow down or speed up the signing.

Seeing an Illustration of a Definition

From the Signing Window, you can click the button at the top left corner of the window to return to the Definition Page.

Tap the Illustration Icon  and a picture that is a visual view of the definition will appear.

To close a picture, click on the illustration box.

Signing Individual Terms within a Definition


You can select a word in a definition and the SigningAvatar character will sign that word.

Below many definitions, you will find a list of terms within the definition that are included in the DSCV. Tapping on these terms takes you to its Definition Page.

Going to Definition Pages for Terms within a Definition

If you select a term from the list that appears below the definition, you'll be taken to the Definition Page for that term. Tapping the Previous Word Icon takes you back to the page you were viewing.

Revisiting Terms

As you look up terms, you'll notice a Previous Word Icon appears at the bottom of the Definition Page . Tapping this icon takes you back to the Definition Page for the term you last viewed.